

# LIVRAISON GRATUITE

dès 30€ ht d'achat mini\*



## CONTACTS

- Service Commande Tél : 03 20 87 02 30
  - Service Commande Fax : 03 20 87 98 60
  - Email : commandes@quintonhazell.fr
  - Service Technique Tél : 03 20 87 02 40
  - Service Technique Fax : 03 20 87 02 45
  - Service Commercial Tél : 03 20 87 02 29
- www.quintonhazell.fr

+ 80 000 références

**PROLONGATION!**  
**JUSQU'AU 30 JUIN 2016**

\* Toute livraison quotidienne inférieure à 30€ ht d'achat sera soumise à 6€ de frais de port.  
Livable en 1 seule fois et à une seule adresse (J+1 avant 12h, du lundi au vendredi, maxi de 30kg).  
Supplément de 5€, pour livraison souhaitée le samedi.  
Offre valable jusqu'au 30 juin 2016





# Essieux arrière Traverse arrière



**Essieu complet  
Montage universel  
Garantie 2 ans**

**Pas de retour de vieille matière  
Produit neuf & reconditionné (suffixe R)**



# Essieux arrière



ABS



PART  
No.




## CITROËN BERLINGO I (exc. 4x4)

Berlingo Ludospace			06/96 - 11/02	<b>QXL100R</b>
Berlingo Utilitaire exc.Susp.renforcée 800Kg			06/96 - 11/02	<b>QXL113R</b>
Berlingo Utilitaire Susp.renforcée 800Kg			06/96 - 11/02	<b>QXL</b>


## CITROËN BERLINGO II (exc. 4x4)

Berlingo Ludospace			11/02 - 06/08	<b>QXL100R</b>
Berlingo Utilitaire exc.Susp.renforcée 800Kg			11/02 - 06/08	<b>QXL113R</b>
Berlingo Utilitaire Susp.renforcée 800Kg			11/02 - 06/08	<b>QXL</b>

## CITROËN BERLINGO II First (exc. 4x4)

Berlingo Ludospace			06/08 - 	<b>QXL100R</b>
Berlingo Utilitaire exc.Susp.renforcée 800Kg			06/08 - 	<b>QXL113R</b>
Berlingo Utilitaire Susp.renforcée 800Kg			06/08 - 	<b>QXL</b>

## CITROËN BERLINGO III

Berlingo Ludospace			06/08 - 	<b>QXL</b>
Berlingo Utilitaire			06/08 - 	<b>QXL</b>

## CITROËN SAXO

Saxo	 	-ABS	02/96 - 04/04	<b>QXL114R</b>
Saxo	 	-ABS	02/96 - 04/04	<b>QXL115R</b>
Saxo		+ABS	02/96 - 04/04	<b>QXL116R</b>
Saxo			02/96 - 04/04	<b>QXL</b>







## CITROËN XSARA

Xsara Berline	 180mm		04/97 - 08/05	<b>QXL107R</b>
Xsara Berline	 202mm		04/97 - 08/05	<b>QXL108</b>
Xsara Berline	 228mm		04/97 - 08/05	<b>QXL112</b>
Xsara Berline		-ABS	04/97 - 08/05	<b>QXL</b>
Xsara Berline		+ABS	04/97 - 08/05	<b>QXL109R</b>
Xsara Break	 202mm		04/97 - 08/05	<b>QXL</b>
Xsara Break	 228mm		04/97 - 08/05	<b>QXL110</b>
Xsara Break		+ABS	04/97 - 08/05	<b>QXL111R</b>


## CITROËN XSARA PICASSO

Xsara Picasso			09/99 - 01/11	<b>QXL117R</b>
---------------	--	--	---------------	----------------

## CITROËN ZX

ZX Berline	 180mm		03/91 - 05/98	<b>QXL</b>
ZX Berline	 202mm		03/91 - 05/98	<b>QXL101</b>
ZX Berline	 228mm		03/91 - 05/98	<b>QXL</b>
ZX Berline			03/91 - 05/98	<b>QXL</b>
ZX Break	 202mm		03/91 - 05/98	<b>QXL</b>
ZX Break	 228mm		03/91 - 05/98	<b>QXL103</b>
ZX Break			03/91 - 05/98	<b>QXL</b>

## PEUGEOT 106

106	 	-ABS	09/91 - 07/03	<b>QXL114R</b>
106	 	-ABS	09/91 - 07/03	<b>QXL115R</b>
106		+ABS	09/91 - 07/03	<b>QXL116R</b>
106			09/91 - 07/03	<b>QXL</b>

# Essieux arrière



**ABS**



**PART  
No.**

## PEUGEOT 206 (3 Portes,5 Portes,Sedan) exc.commercial 1.9D

206 Berline (exc.1.1 -Barre stabilisatrice)			09/98 - 03/09	<b>QXL102</b>
206 Berline (exc.1.1 -Barre stabilisatrice)			09/98 - 03/09	<b>QXL102R</b>
206 Berline (exc.2.0 16v RC)			09/98 - 03/09	<b>QXL104</b>
206 Berline 2.0 16v RC			09/02 - 09/06	<b>QXL</b>

## PEUGEOT 206 CC

206 CC			10/00 - 03/09	<b>QXL104</b>
--------	--	--	---------------	---------------

## PEUGEOT 206 SW

206 SW			06/02 - 12/06	<b>QXL106</b>
206 SW			06/02 - 12/06	<b>QXL105</b>

## PEUGEOT 206+

206+			03/09 - 01/13	<b>QXL102</b>
206+			03/09 - 01/13	<b>QXL102R</b>

## PEUGEOT 306

306 Berline		180mm		02/93 - 06/02	<b>QXL107R</b>
306 Berline		202mm		02/93 - 06/02	<b>QXL108</b>
306 Berline & Société		228mm		02/93 - 06/02	<b>QXL112</b>
306 Berline			-ABS	02/93 - 06/02	<b>QXL</b>
306 Berline			+ABS	02/93 - 06/02	<b>QXL109R</b>
306 Break		202mm		02/93 - 06/02	<b>QXL</b>
306 Break		228mm		02/93 - 06/02	<b>QXL110</b>
306 Break			+ABS	02/93 - 06/02	<b>QXL111R</b>

## PEUGEOT PARTNER I, RANCH I I (exc.4x4)

Partner Ludospace				07/96 - 11/02	<b>QXL100R</b>
Partner Utilitaire exc.Susp.renforcée 800Kg				07/96 - 11/02	<b>QXL113R</b>
Partner Utilitaire Susp.renforcée 800Kg				07/96 - 11/02	<b>QXL</b>

## PEUGEOT PARTNER II, RANCH II I (exc.4x4)

Partner Ludospace				12/02 -	<b>QXL100R</b>
Partner Utilitaire exc.Susp.renforcée 800Kg				12/02 -	<b>QXL113R</b>
Partner Utilitaire Susp.renforcée 800Kg				12/02 -	<b>QXL</b>

## PEUGEOT PARTNER III, PARTNER Tepee (B9)

Partner Ludospace				05/08 -	<b>QXL</b>
Partner Utilitaire				05/08 -	<b>QXL</b>

## RENAULT KANGOO I, KANGOO I EXPRESS (FC.,KC..) exc. RX4

Kangoo I (Y Essieu poutre ronde)			-ABS	10/97 - 06/08	<b>QXL118R</b>
Kangoo I (Y Essieu poutre ronde)			+ABS	10/97 - 06/08	<b>QXL119R</b>
Kangoo I (Y Essieu poutre triangulaire)			-ABS	10/97 - 06/08	<b>QXL120R</b>
Kangoo I (Y Essieu poutre triangulaire)			+ABS	10/97 - 06/08	<b>QXL121R</b>





# Traverse arrière

		ABS		PART No.
<b>PEUGEOT 206 (3 Portes, 5 Portes, Sedan) exc. commercial 1.9D</b>				
206 Berline (exc. 1.1 -Barre stabilisatrice)			09/98 - 03/09	<b>QXL102K</b>
206 Berline (exc. 2.0 16v RC)			09/98 - 03/09	<b>QXL...K</b>
206 Berline 2.0 16v RC			09/02 - 09/06	<b>QXL102K</b>
<b>PEUGEOT 206 CC</b>				
206 CC			10/00 - 03/09	<b>QXL...K</b>
<b>PEUGEOT 206 SW</b>				
206 SW			06/02 - 12/06	<b>QXL102K</b>
<b>PEUGEOT 206+</b>				
206+			03/09 - 01/13	<b>QXL102K</b>

**QXL102K**



## Kits embouts de traverse

	ABS		PART No.
<b>PEUGEOT 206, 206C, 206SW</b>			
206 Berline	Ø47mm	09/98 - 03/09	<b>QWB9015K</b>
206 Berline	Ø50mm	09/98 - 03/09	<b>QWB9016K</b>
<b>PEUGEOT 206+</b>			
206+	Ø47mm	03/09 - 01/13	<b>QWB9015K</b>

**QWB9015K**



**QWB9016K**



# Essieux arrière

CITROËN  
BERLINGO  
PEUGEOT  
PARTNER




CITROËN  
SAXO  
PEUGEOT  
106



CITROËN  
XSARA  
PEUGEOT  
306



CITROËN  
XSARA  
PICASSO



CITROËN  
ZX





# Essieux arrière

**PEUGEOT  
206**



**RENAULT  
KANGOO I**  
‡ Essieu poutre  
ronde



**RENAULT  
KANGOO I**  
‡ Essieu poutre  
triangulaire



# Fuel Hose Tuyaux à carburant

## QFD100

- QFH100 x1
- QFH101 x1
- QFH102 x1
- QFH103 x1
- QFH104 x1
- QFH105 x1



## QFD199

Pince de découpe



## QFH10

L=1m  
 Øint. 3.2mm

Tuyau retour  
 de gasoil pour  
 injecteur





# Fuel Hose Tuyaux à carburant

## QFH100

L=25m  
Øint. 4.0mm  
Øext. 7.0mm



## QFH101

L=25m  
Øint. 3.2mm  
Øext. 7.0mm



## QFH102

L=15m  
Øint. 6.0mm  
Øext. 12.0mm



## QFH103

L=15m  
Øint. 7.5mm  
Øext. 13.5mm



## QFH104

L=15m  
Øint. 8.0mm  
Øext. 14.0mm



## QFH105

L=15m  
Øint. 10.0mm  
Øext. 16.0mm



Réf QH	Ø Int. (mm)	Ø Ext. (mm)	Longueur Bobine (m)	Caractéristiques	T° fonction.	Pression de fonction. Maxi (Bar)	Pression de rupture Mini (Bar)	Applications
QFH100	4.0	7.0	25	Tube EPDM	-40°C +125°C			Air & eau (lave-glace)
QFH101	3.2	7.0	25	Tube NBR, Renforcement coton (ext.) (SAEJ30R6, DIN73379-B:1984)	-30°C +100°C	10	40	Essence & Diesel sauf GPL
QFH102	6.0	12.0	15	Tube NBR, Renforcement polyester (SAEJ30R7, DIN73379-2A)	-30°C +110°C	10	20	Essence & Diesel sauf GPL
QFH103	7.5	13.5	15	Tube NBR, Renforcement polyester (SAEJ30R7, DIN73379-2A)	-30°C +110°C	10	20	Essence & Diesel sauf GPL
QFH104	8.0	14.0	15	Tube NBR, Renforcement polyester (SAEJ30R7, DIN73379-2A)	-30°C +110°C	10	20	Essence & Diesel sauf GPL
QFH105	10.0	16.0	15	Tube NBR, Renforcement polyester (SAEJ30R7, DIN73379-2A)	-30°C +110°C	10	16	Essence & Diesel sauf GPL



# PROMO

PRÉSENTOIR TUYAUX A CARBURANT



**QFD100**



**180€** (HT, prix net)\*

Prix de Vente Conseillé : 636.00€ HT  
Livraison FRANCO

Quantité



**Pince de découpe offerte (QFD199)**

BON DE COMMANDE

N° de compte : .....

Cachet :

Valable uniquement 01/05/2016 au 31/05/2016

date : .....

N° commande : .....

À faxer à Quinton Hazell au : 03 20 87 98 60

\* Le prix ne peut faire l'objet de remise complémentaire. Cette offre est applicable suivant la date de validité et dans la limite des stocks disponibles. Les articles proposés sur ce bon de commande ont une forte rotation et ne pourront faire l'objet d'un retour.

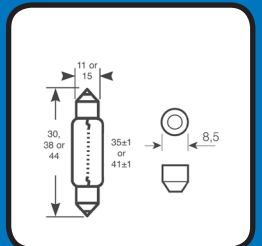


# BULBS - AMPOULES



## C5W

QBL N°	VOLTS	WATTS	ECE	NO	CAP
QBL239	12	5	C5W	S8.5d	
QBL269	12	10	C5W	S8.5d	
QBL272	12	10	C5W	S8.5d	
QBL264	12	10	C5W	S8.5d	

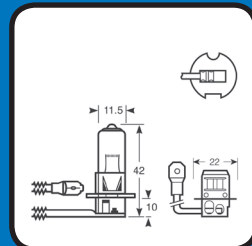


x10



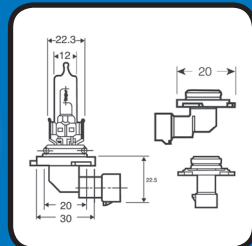
## H3

QBL N°	VOLTS	WATTS	ECE	NO	CAP
QBL453	12	55	H3	PK22s	



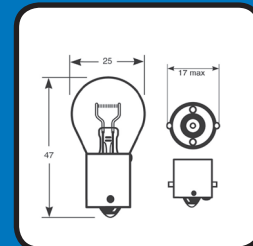
## HB3

QBL N°	VOLTS	WATTS	ECE	NO	CAP
QBL9005	12	60	HB3	P20d	



## P21W

QBL N°	VOLTS	WATTS	ECE	NO	CAP
QBL343	12	21	P21W	BA15s	

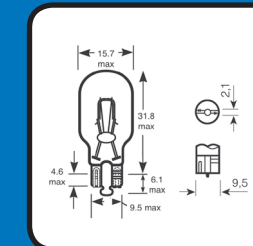


x10



## T15 21W

QBL N°	VOLTS	WATTS	ECE	NO	CAP
QBL921	12	21	T15 21W	W2.1x9.5d	

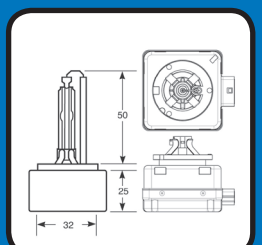


x10



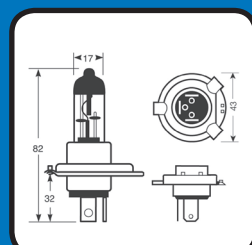
## D1S

QBL N°	VOLTS	WATTS	ECE	NO	CAP
QBL402G	85	35	D1S	K32d-2	



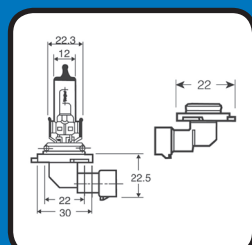
## H4

QBL N°	VOLTS	WATTS	ECE	NO	CAP
QBL472	12	60/55	H4	P43t	



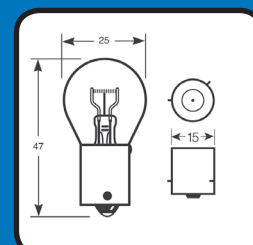
## HB4

QBL N°	VOLTS	WATTS	ECE	NO	CAP
QBL9006	12	51	HB4	P22d	



## PY21W

QBL N°	VOLTS	WATTS	ECE	NO	CAP
QBL581	12	21	PY21W	BAU15s	

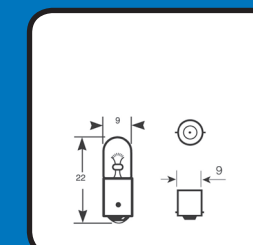


x10



## T4W

QBL N°	VOLTS	WATTS	ECE	NO	CAP
QBL233	12	4	T4W	BA9s	

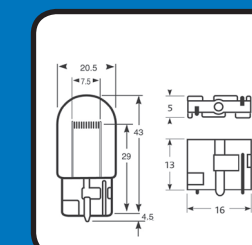


x10



## W21W

QBL N°	VOLTS	WATTS	ECE	NO	CAP
QBL582	12	21	W21W	W3x16d W3x16d	

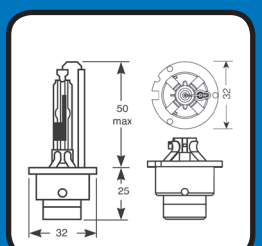


x10



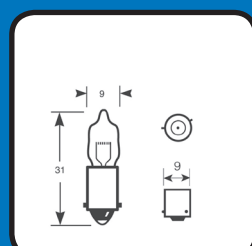
## D2R

QBL N°	VOLTS	WATTS	ECE	NO	CAP
QBL126G	85	35	D2R	P32d-3	



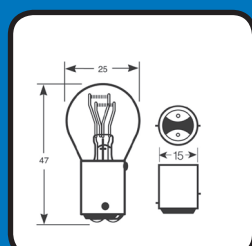
## H6W

QBL N°	VOLTS	WATTS	ECE	NO	CAP
QBL434	12	6	H6W	BAX9s	



## P21/4W

QBL N°	VOLTS	WATTS	ECE	NO	CAP
QBL566	12	21/4	P21/4W	BAZ15d	

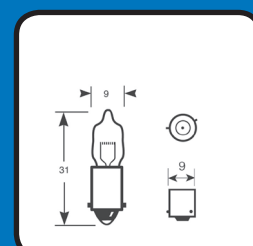


x10



## R10W

QBL N°	VOLTS	WATTS	ECE	NO	CAP
QBL245	12	10	R10W	BA15s	

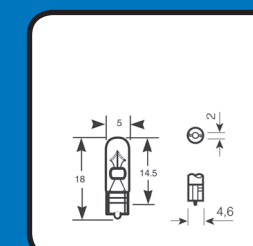


x10



## T5/W2.3W

QBL N°	VOLTS	WATTS	ECE	NO	CAP
QBL286	12	1.2	T5	W2x4.6d	

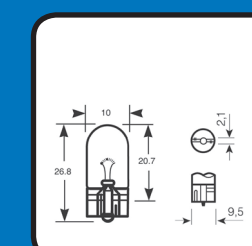


x10



## W3W

QBL N°	VOLTS	WATTS	ECE	NO	CAP
QBL504	12	3	W3W	W2.1x9.5d	

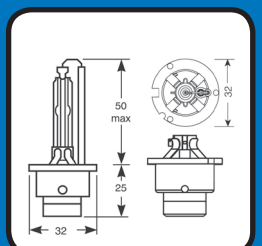


x10



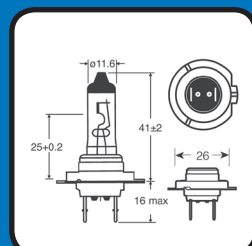
## D2S

QBL N°	VOLTS	WATTS	ECE	NO	CAP
QBL122G	85	35	D2S	P32d-2	



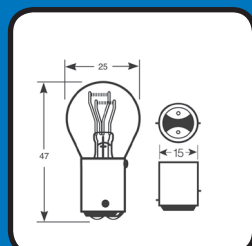
## H7

QBL N°	VOLTS	WATTS	ECE	NO	CAP
QBL477	12	55	H7	P26d	



## P21/5W

QBL N°	VOLTS	WATTS	ECE	NO	CAP
QBL380	12	21/5	P21/5W	BAY15d	

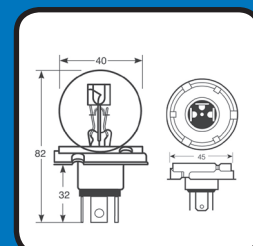


x10



## R2

QBL N°	VOLTS	WATTS	ECE	NO	CAP
QBL410	12	45/40	R2	P45t	

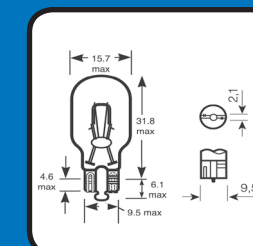


x10



## W16W

QBL N°	VOLTS	WATTS	ECE	NO	CAP
QBL955	12	16	W16W	W2.1x9.5d	

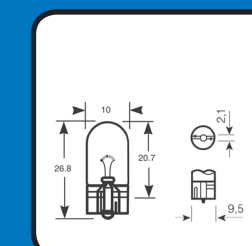


x10



## W5W

QBL N°	VOLTS	WATTS	ECE	NO	CAP
QBL501	12	5	W5W	W2.1x9.5d	

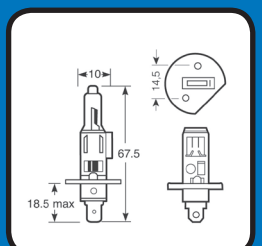


x10



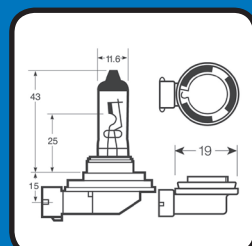
## H1

QBL N°	VOLTS	WATTS	ECE	NO	CAP
QBL448	12	55	H1	P14.5s	



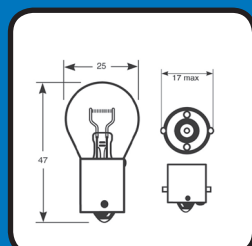
## H11

QBL N°	VOLTS	WATTS	ECE	NO	CAP
QBL711	12	55	H11	PGJ19-2	



## P21W

QBL N°	VOLTS	WATTS	ECE	NO	CAP
QBL382	12	21	P21W	BA15s	

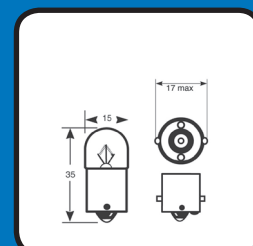


x10



## R5W

QBL N°	VOLTS	WATTS	ECE	NO	CAP
QBL207	12	5	R5W	BA15s (SCC)	
QBL209	12	5	R5W	BA15d (SBC)	

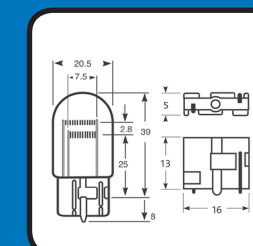


x10



## W21/5W

QBL N°	VOLTS	WATTS	ECE	NO	CAP
QBL580	12	21/5	W21/5W	W3x16q	

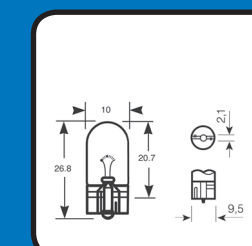


x10



## WY5W

QBL N°	VOLTS	WATTS	ECE	NO	CAP
QBL501A	12	5	WY5W	W2.1x9.5d	



x10

